

PINECREST PROP OWN ASSOC INC  
PO BOX 123  
HUBBARDSTON MA 01452-0123

## Portfolio Summary

### Total Portfolio Value

**\$242,280.71**

1 Month Ago	\$249,886.90
1 Year Ago	\$232,613.70
3 Years Ago	\$252,191.10
5 Years Ago	\$230,990.49

### Do you receive our newsletter?

Where's the market heading? How can I prepare for the unexpected? What will retirement look like for me? Our monthly newsletter helps answer these questions, keeping you informed about the market and investing topics that are most important to you. Visit [edwardjones.com/newsletter](http://edwardjones.com/newsletter) to read the latest articles and ask your local branch team to sign you up to receive our Perspective newsletter in your email inbox every month.

### 24/7 support and information for Alzheimer's caregivers and families

Whether you're a person experiencing memory loss, a caregiver, a health care professional, or a member of the general public, the Alzheimer's Association 24/7 Helpline can connect you with resources, provide information or offer support. The Helpline is open 24 hours a day, 365 days a year: 844-440-6600.

### Overview of Accounts

Accounts	Account Holder	Account Number	Value 1 Year Ago	Current Value
Corporate Account Advisory Solutions Fund Model	Pinecrest Prop Own Assoc Inc	178-18605-1-3	\$232,613.70	\$242,280.71
<b>Total Accounts</b>			<b>\$232,613.70</b>	<b>\$242,280.71</b>

Although account information is provided on this page, it does not guarantee an actual statement was produced. Refer to your account statement for the exact registration and more specific details regarding each account.

Important disclosures; such as Statement of Financial Condition, Conditions that Govern Your Account, Account Safety, Errors, Complaints, Withholding, Free Credit Balance, Fair Market Value or Terminology; relating to your account(s) are available on the last page of this package or at [www.edwardjones.com/statementdisclosures](http://www.edwardjones.com/statementdisclosures).

Pinecrest Prop Own Assoc Inc

### When was your last review?

Have you had to adapt to changes in the past year? If you have, it's possible your financial strategy may need to change, too. If you haven't had a review with your financial advisor in the past 12 months, now is the time to do so. Together, you can discuss changes in - and outside - your life and determine if any changes are needed. Even if no action is necessary, a check-in can ensure your finances are still on track toward your goals.

## Corporate - Advisory Solutions Fund Model

Portfolio Objective - Account: Balanced Growth and Income

For more information about the Advisory Solutions program go to [www.edwardjones.com/advisorybrochures](http://www.edwardjones.com/advisorybrochures).

Account Value	
<b>\$242,280.71</b>	
1 Month Ago	\$249,886.90
1 Year Ago	\$232,613.70
3 Years Ago	\$252,191.10
5 Years Ago	\$230,990.49

Value Summary		
	This Period	This Year
Beginning value	\$249,886.90	\$228,834.02
Assets added to account	0.00	0.00
Assets withdrawn from account	0.00	0.00
Fees and charges	-302.97	-2,288.51
Change in value	-7,303.22	15,735.20
<b>Ending Value</b>	<b>\$242,280.71</b>	

For more information regarding the Value Summary section, please visit [www.edwardjones.com/mystatementguide](http://www.edwardjones.com/mystatementguide).

### Asset Details (as of Aug 25, 2023)

additional details at [www.edwardjones.com/access](http://www.edwardjones.com/access)

#### Assets Held At Edward Jones

	Current Yield/Rate	Beginning Balance	Deposits	Withdrawals	Ending Balance
Money Market	4.65%*	\$0.25	\$0.01	—	<b>\$0.26</b>

\* The average yield on the money market fund for the past seven days.

Exchange Traded & Closed End Funds	Price	Quantity	Cost Basis	Unrealized Gain/Loss	Value
iShares MSC EAFE	57.89	85	5,178.80	-258.15	<b>4,920.65</b>
Ish MSCI EAFE	70.23	248	15,034.45	2,382.59	<b>17,417.04</b>
Ish S&P 100	206.21	25	2,427.40	2,727.85	<b>5,155.25</b>
Ish Cor MSCI ETF	65.66	188	11,588.32	755.76	<b>12,344.08</b>
Vng Growth Index	279.55	90	14,691.23	10,468.27	<b>25,159.50</b>

**Asset Details (continued)**

<b>Exchange Traded &amp; Closed End Funds</b>	<b>Price</b>	<b>Quantity</b>	<b>Cost Basis</b>	<b>Unrealized Gain/Loss</b>	<b>Value</b>
Vng Value Index	141.94	146	12,896.70	7,826.54	<b>20,723.24</b>
Vng Sml Cap Idx	195.47	35	4,370.54	2,470.91	<b>6,841.45</b>
Vng Mid Cap Indx	215.10	34	4,512.49	2,800.91	<b>7,313.40</b>
<b>Mutual Funds</b>	<b>Price</b>	<b>Quantity</b>	<b>Cost Basis</b>	<b>Unrealized Gain/Loss</b>	<b>Value</b>
American High-Inc Muni BD F3	14.41	637.55	10,139.72	-952.62	<b>9,187.10</b>
Bridge Builder Municipal Bond	9.68	9,110.092	93,811.19	-5,625.50	<b>88,185.69</b>
Bridge Builder Muni HGH-Inc BD	9.72	1,720.236	17,200.04	-479.35	<b>16,720.69</b>
Bridge Builder Tax Mgd S/M Cap	10.53	883.495	9,048.63	254.57	<b>9,303.20</b>
Bridge Builder Tax Mgd Lrg Cap	11.05	927.354	9,189.15	1,058.11	<b>10,247.26</b>
Bridge Builder Tax Mgd INTL EQ	10.50	481.69	4,595.40	462.35	<b>5,057.75</b>
JPM U.S. Govt Mny Mkt Capital	1.00	3,704.15	—	—	<b>3,704.15</b>
<b>Total Account Value</b>					<b>\$242,280.71</b>

Cost basis is the amount of your investment for tax purposes and is used to calculate gain or loss upon sale or other disposition of a security. It is not a measure of performance. The cost basis amounts on your statement should not be relied upon for tax preparation purposes. Cost basis information may be from outside sources and has not been verified for accuracy. Refer to your official tax documents for information about reporting cost basis. Consult a qualified tax advisor or an attorney regarding your situation. If you believe the cost basis information is inaccurate, contact Client Relations.

**Summary of Realized Gain/Loss**

	<b>This Year</b>
Short Term (assets held 1 year or less)	<b>\$0.00</b>
Long Term (held over 1 year)	<b>-673.06</b>
<b>Total</b>	<b>-\$673.06</b>

Summary totals may not include proceeds from uncosted securities or certain corporate actions.

**Investment and Other Activity by Date**

<b>Date</b>	<b>Description</b>	<b>Quantity</b>	<b>Amount</b>
8/01	Dividend on JPM U.S. Govt Mny Mkt Capital on 3,989.8 Shares at Daily Accrual Rate		\$17.33
8/01	Reinvestment into JPM U.S. Govt Mny Mkt Capital @ 1.00	17.33	-17.33
8/01	Dividend on American High-Inc Muni BD F3 on 635.312 Shares at Daily Accrual Rate		32.86
8/01	Reinvestment into American High-Inc Muni BD F3 @ 14.68	2.238	-32.86
8/01	Dividend on Bridge Builder Municipal Bond on 9,087.863 Shares at Daily Accrual Rate		218.07
8/01	Reinvestment into Bridge Builder Municipal Bond @ 9.81	22.229	-218.07
8/01	Dividend on Bridge Builder Muni HGH-Inc BD on 1,713.897 Shares at Daily Accrual Rate		62.82

**Investment and Other Activity by Date (continued)**

Date	Description	Quantity	Amount
8/01	Reinvestment into Bridge Builder Muni HGH-Inc BD @ 9.91	6.339	-62.82
8/07	Redeemed JPM U.S. Govt Mny Mkt Capital @ 1.00	-302.98	302.98
8/07	Program & Portfolio Strat Fees		-302.98
8/21	Fee Offset		0.01

**Money Market Detail by Date**

Beginning Balance on Jul 29					\$0.25
Date	Transaction	Description	Deposits	Withdrawals	Balance
8/22	Deposit		0.01		\$0.26
<b>Total</b>			<b>\$0.01</b>		
Ending Balance on Aug 25					\$0.26

**Your Relationship and Mailing Group(s)**

Relationship - You have asked us to combine the accounts listed below for planning purposes as we work with you to achieve your financial goals. This means that information about these accounts and your goals and objectives may be shared with and accessible by each owner and authorized party in the relationship, including through Edward Jones Online Access and Edward Jones reports.

Mailing Group - You have also asked us to combine certain information about the accounts listed below into the mailing group(s) below for delivery purposes. Information for accounts within the same mailing group may be included in one envelope and mailed to the mailing group address. We may still send certain information directly to the account owners, as we believe appropriate.

Account Number	Account Owner(s)	Account Type	Mailing Group Address
XXX-XX539-1-4	Pinecrest Prop Own Assoc Inc	Corporate Account Select	PINECREST PROP OWN ASSOC INC PO BOX 123 HUBBARDSTON MA 01452-0123
XXX-XX605-1-3	Pinecrest Prop Own Assoc Inc	Corporate Account Advisory Solutions Fund Model	

For more information on this relationship or mailing group(s), please visit [www.edwardjones.com/disclosures](http://www.edwardjones.com/disclosures). If you wish to make changes to either the relationship(s) or mailing group(s), please contact your financial advisor.

For more information about the Advisory Solutions program, see the applicable program brochure at [www.edwardjones.com/advisorybrochures](http://www.edwardjones.com/advisorybrochures).

This page intentionally left blank.

## About Edward Jones

Edward D. Jones & Co., L.P., is dually registered with the Securities and Exchange Commission (SEC) as a broker-dealer and an investment adviser. Edward Jones is also a member of Financial Industry Regulatory Authority (FINRA).

**Statement of Financial Condition** — Edward Jones' Statement of Financial Condition is available at [edwardjones.com/about/financial-reports.html](http://edwardjones.com/about/financial-reports.html), your local office or by mail upon written request.

## About Your Account

**Account Information** — Your account agreement(s) contain the conditions that govern your account. Contact your financial advisor if you have any changes to your financial situation, contact information or investment objectives.

**Account Accuracy** — If you believe there are errors on your account, promptly notify your financial advisor or Client Relations. To further protect your rights, including rights under the Securities Investor Protection Act (SIPA), re-confirm any oral communication by sending us a letter within 30 days. If you think there is an error with, or you have a question about, your electronic transfers, contact Client Relations.

**Complaints about Your Account** — If you have a complaint, call Client Relations or send a letter to Edward Jones, Attn: Complaints Investigations, 12555 Manchester Rd., St. Louis, MO 63131 or send an email to [complaints@edwardjones.com](mailto:complaints@edwardjones.com)

**Pricing** — For the most current prices of your investments, contact your financial advisor or visit Online Access. While we believe our pricing information is reliable, some information is provided by third parties and we cannot guarantee its accuracy.

**Systematic and Money Market Transactions** — Additional transaction details may be available upon written request to Edward Jones, Attn: Trade Operations Dept.

**Fair Market Value for Individual Retirement Accounts** — Your account's fair market value as of Dec. 31 will be reported to the Internal Revenue Service (IRS) as required by law.

**Withholding on Distributions or Withdrawals** — Federal law requires Edward Jones to withhold income tax on distribution(s) from your retirement accounts and other plans, unless you elect not to have withholding apply by completing the appropriate form and returning it to the address specified on the form. Your election will remain in effect until you change or revoke it by completing and returning a new form. If you elect not to have withholding or do not have enough income tax withheld from your distributions, or if payments of estimated taxes are not sufficient, you may be responsible for payments of estimated taxes and/or incur penalties as a result. State withholding, if applicable, is subject to the state's withholding requirements.








**Fees and Charges** — The "Fees and Charges" amount shown in your Value Summary includes the following:

- Account fees (e.g., advisory program asset-based fees and retirement account fees);
- Fees and charges for services (e.g., check reorders and wire transfers); and
- Margin loan interest

This amount does not include transaction-based fees and charges on the purchase or sale of a security or other product (e.g., systematic investing fees, commissions, sales charges, and markups/ markdowns). These fees and charges are shown in the activity section(s) of your statement or on your trade confirmations. For more information, contact your financial advisor.

**Rights to Your Money Market Fund, Bank Deposit and Free Credit Balances** — The uninvested cash in your account ("Free Credit Balance") is payable on demand. You may instruct us to liquidate your Insured Bank Deposit or Money Market fund balance(s). We will disburse the proceeds to you or place them in your accounts. Your instructions must be made during normal business hours and are subject to the terms and conditions of the account agreement(s).

To learn more about fees and costs, revenue sharing, and the compensation received by Edward Jones and your financial advisor, please talk with your financial advisor or visit [edwardjones.com/disclosures](http://edwardjones.com/disclosures).

CONTACT INFORMATION			
Client Relations		Online Access	Other Contacts
 Toll Free Phone 800-441-2357	For hours, visit <a href="http://edwardjones.com">edwardjones.com</a>	 <a href="http://edwardjones.com/access">edwardjones.com/access</a>	 Edward Jones Personal MasterCard® 866-874-6711
 201 Progress Parkway Maryland Heights, MO 63043		 Edward Jones Online Support 800-441-5203	 Edward Jones Business MasterCard® 866-874-6712
			 Edward Jones VISA® Debit Card 888-289-6635

S1EDJ001 Rev 11/21